

Ensure Maximum Discoverability of JSTOR Content in Ex Libris Primo®

The JSTOR resources your library subscribes to are discoverable and accessible through the Primo® discovery service. The action items below are required to activate these resources for discovery through its supporting Central Discovery Index (CDI), if your library uses either Alma or SFX.

- [Directing users to JSTOR content via Alma](#)
- [Activating content using CDI Search](#)
- [Directing users to JSTOR content via SFX](#)
- [Optimizing exposure and furthering use of your collections](#)
- [Other helpful resources](#)

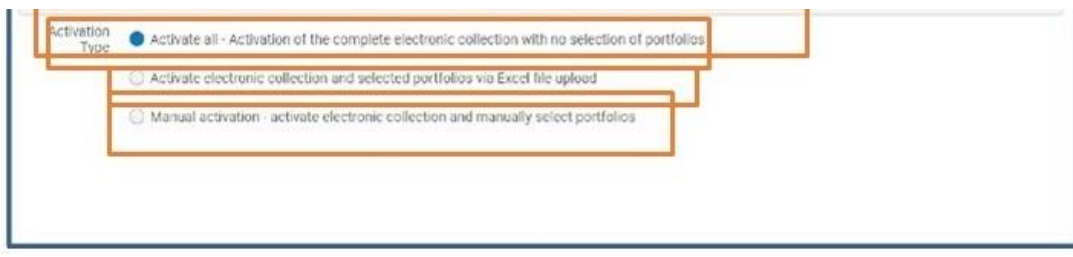
Directing users to JSTOR content via Alma

1. Add your JSTOR resources to your Alma profile


Find your JSTOR resources with the Alma search box and add them to your profile. Activate the preferred collection using the [Electronic Activation Wizard](#).

2. Select titles when you do not subscribe to the complete collection

If the JSTOR collection contains many titles but your library subscribes to a portion of the titles, select your titles so that Alma understands what content your users have available in full text. You can activate selected titles via an Excel file upload or through manual activation.



Citations from titles you do not subscribe to are still available to Alma users who select to expand their search beyond the library's full text holdings:



When you subscribe to or purchase additional titles in a collection, be sure to update your Alma profile to reflect access to your new full text titles.

3. Complete activation within Alma

Once the steps in the activation wizard are completed, the task will now appear under the “Assign to Me” tab of the task list. From there, select “Test Access” and update the status to “Access Confirmed” and click “Save.” Finally, click “Unsuppress” from the task list actions menu to make the collection level bibliographic record available for Discovery.

4. Future JSTOR platform changes may sometimes require you to make an update to your Alma profile

When JSTOR platform changes occur in the future, you may need to update your Alma profile. You can track these JSTOR changes in the CKB release notes.

- [Alma CKB Release Notes](#): This page shows new [Alma Central Knowledgebase Releases](#).

5. Configure SFX for your resources to link directly to full text.

Activating content using CDI Search

1. [CDI Search](#) activation status

This setting controls which records will appear in the Primo “Expand” search. Set to “Active” to show records from the collection in the Discovery expand search. Records will be flagged as “No full text available” unless there are full text activations for the collection.

For full text activations, the indication “Full Text available” will be shown.

Alma collections that you have active, because you subscribe to their full text, will become automatically searchable in CDI. No separate search activations are necessary for those collections.

Electronic Collection Description General Additional Notes History CDI

CDI Institution Settings

CDI Search activation status Active Not Active

We subscribe to only some of the titles in this collection. If the activation status is set to active, the content of this collection will be searchable in CDI regardless of its full text activation status.

Do not show as Full Text available in CDI even if active in Alma

2. CDI-only full text activation

This setting controls which records will appear in the Primo “Expand” search. Set to “Active” to show records from Activate collection level records in CDI that use link in records, and the library can keep these activations separate from their local Primo index or in the link resolver. You can create groups in the CDI Group Settings section, and the “CDI-only full text activation” appears only in the individual groups and is hidden from the institution section.

Directing users to JSTOR content via SFX

1. Activate content as [“Available”](#) and [“Searchable”](#) in SFX


Find your JSTOR resources within SFX and activate full text targets in order to mark them as full text available in discovery and to make the full text link available via the link resolver. Full text activated targets are automatically searchable in CDI by default.

All targets that are marked with the “In CDI: Yes” status can be activated for search separately from the full text activation, so they will appear in the expanded search.

2. Link and Search Targets

There are two types of targets in the KBManager Target list: SFX link targets and SFX search targets. Find your JSTOR resources within SFX and you may filter by “Link Targets”, “Search Targets”, or “Link and Search Targets” to display all targets of all types in the KB.

The following target has active indicators for both full text and CDI searching:



Optimizing exposure and furthering use of your collections

Consider maximizing discovery of your JSTOR resources

For furthering one’s research after a user has completed discovery in Primo, searching in a niche database, with its advanced search features, can be incredibly value. The Primo [Resource Recommender](#) feature provides your library the opportunity to make your JSTOR resources stand out as great places for deepening a user’s research. Information in the given link will explain how to configure the Resource Recommender service.

Other helpful resources

- [CDI Collection Lists for Alma Customers](#)
- [Documentation and Training for CDI](#)

If you have additional questions, please [Contact ProQuest Ex Libris support](#).